

# ME 4104



## Instruções de Montagem Assembly Instructions Instrucciones de Montaje

Acesse Vídeos de Montagens  
Access Mounting Videos  
Acceder a los Vídeos de Montaje  
[www.tecnomobili.ind.br](http://www.tecnomobili.ind.br)

**tecnomobili**

Estrada RSC 453, Km s/n° | Garibaldi | RS  
CEP: 95720-000 | Fone / Fax: 54.3464.2050  
sac@moveisvideira.com.br

### Notas Especiais:

**01** -Examine completamente todas as peças do móvel antes de começar o trabalho.

**02** -Recomenda-se montar o móvel conforme este Manual de Montagem.

**03** -É de responsabilidade do montador seguir as instruções do Manual de Montagem, que são fundamentais para garantir a estrutura do móvel.

**04** -Para limpeza, utilizar somente pano úmido e sabão neutro.

### Special notes:

**01** -Check all parts of the unit thoroughly before starting work.

**02** -It is recommended to assemble the furniture according to this Installation Manual.

**03** -It is the responsibility of the assembler to follow the instructions in the Assembly Manual, which are essential to ensure the structure of the furniture.

**04** -For cleaning use only damp cloth and neutral soap.

### Notas especiales:

**01** -Examine completamente todas las piezas del mueble antes de iniciar el trabajo.

**02** -Se recomienda montar el mueble conforme el Manual de Ensamblaje.

**03** -Es de responsabilidad del montador seguir las instrucciones del Manual de Ensamblaje, que son fundamentales para garantizar la estructura del mueble.

**04** -Para limpieza solamente usar trapo húmedo y jabón neutro.

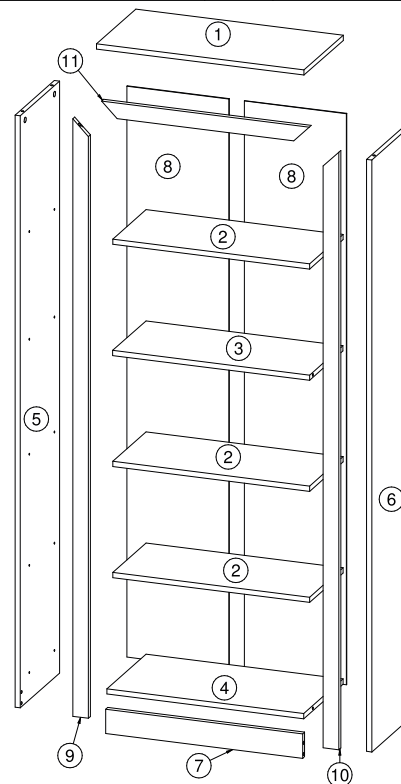
### Guarante certificate:

The guarantee of products manufactured by Móveis Videira LTDA covers any defects / manufacturing defects, within the period established by the Consumer Protection Code, in its Article 26, II, which provides for a legal guarantee of ninety (90) days.

Revisão: 11  
Data: 04/01/2018

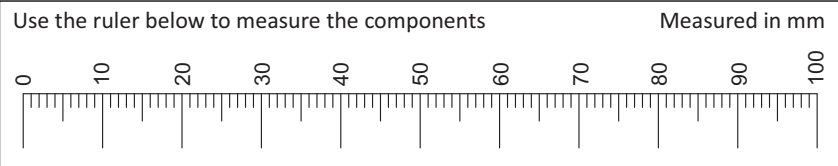
### Lista de Peças / List of pieces / Lista de piezas

CÓD	DESCRIÇÃO	DESCRIPTION	DESCRIPCIÓN	QTD	M. PRIMA	DIMENSÕES
01	Tampo	Top	Tapa	1	MDP 15mm	300x598x15
02	Prateleira Móvel	Mobile Shelf	Estante Mobile	3	MDP 15mm	255x568x15
03	Prateleira Fixa	Fixed Shelf	Estante Fixa	1	MDP 15mm	255x568x15
04	Base	Base	Base	1	MDP 15mm	300x568x15
05	Lateral Esquerda	Left Side	Lateral Izquierda	1	MDP 15mm	1694x300x15
06	Lateral Direita	Right Side	Lateral Derecha	1	MDP 15mm	1694x300x15
07	Rodapé	Baseboard	Rodapié	1	MDP 15mm	70x568x15
08	Costa	Back	Revés	2	Chapa Dura 3mm	1634x294x3
09	Travessa Esquerda	Left Traverse	Traviesa Izquierda	1	MDP 15mm	1710x45x15
10	Travessa Direita	Right Traverse	Traviesa Derecha	1	MDP 15mm	1710x45x15
11	Travessa	Traverse	Traviesa	1	MDP 15mm	598x45x15



### REF DESCRIÇÃO QTD

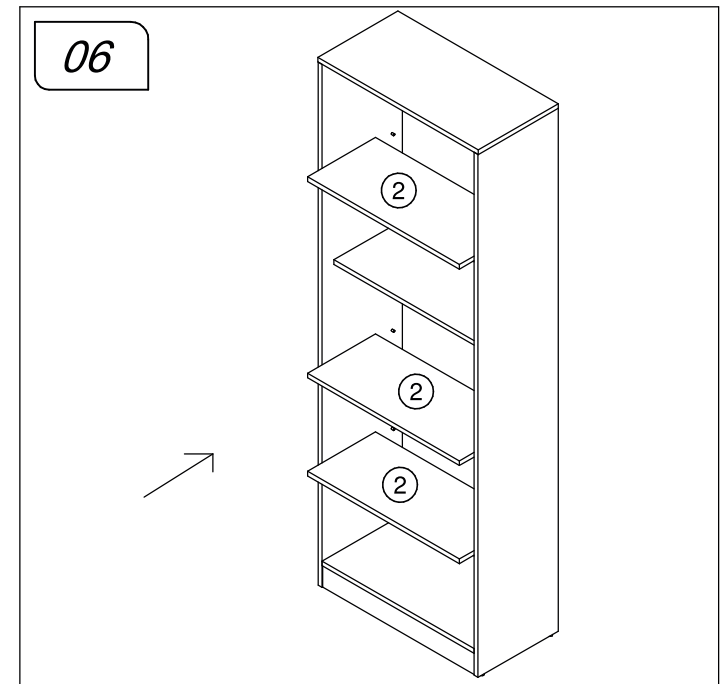
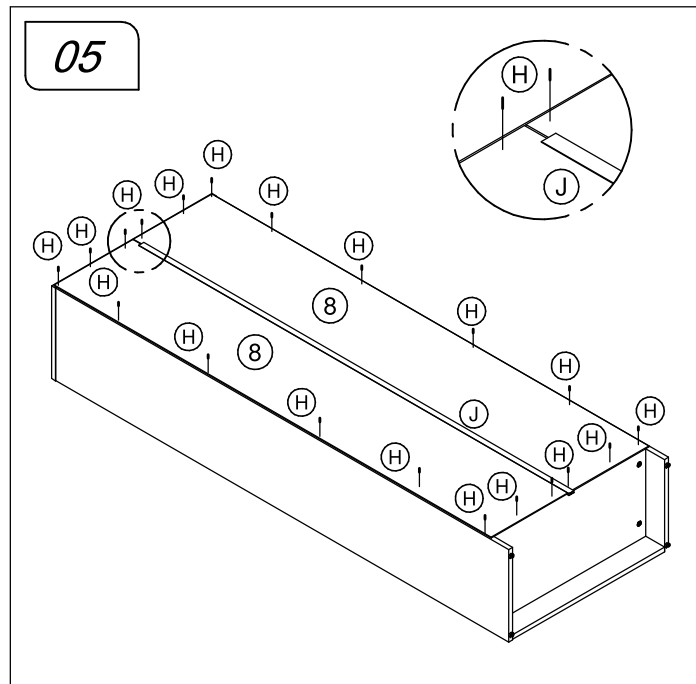
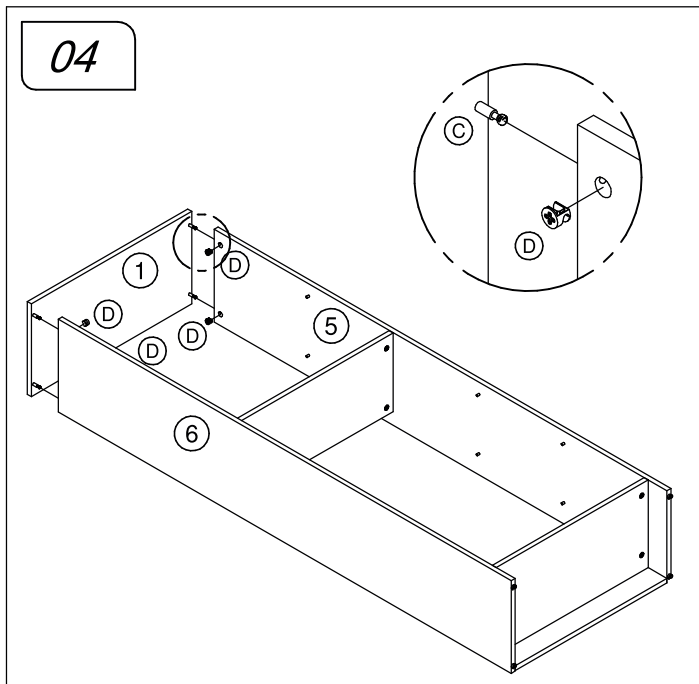
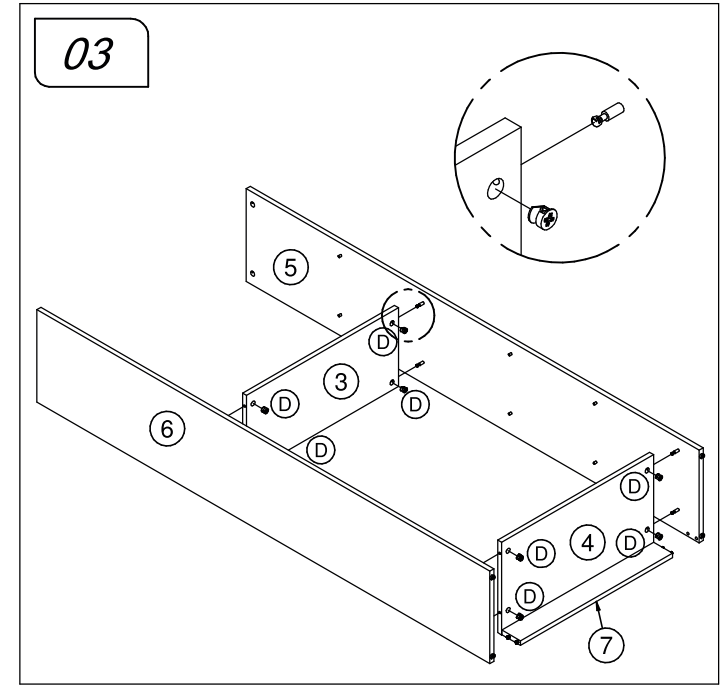
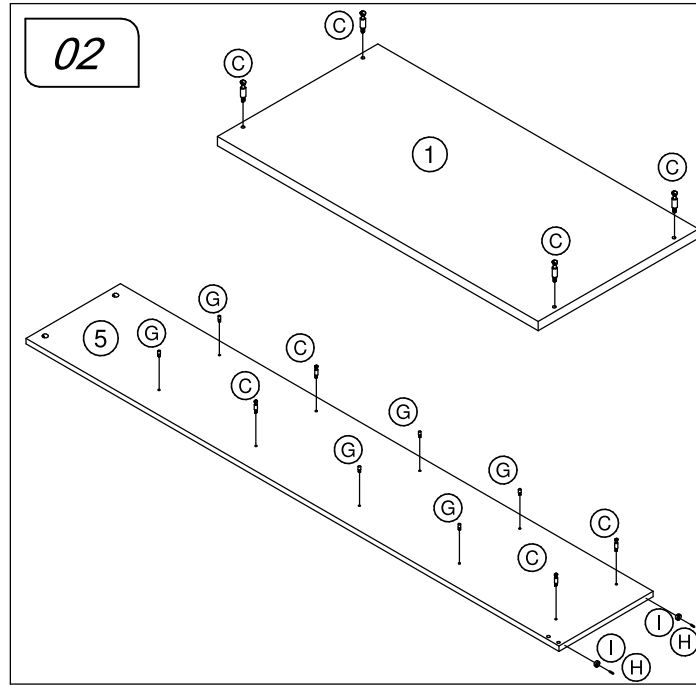
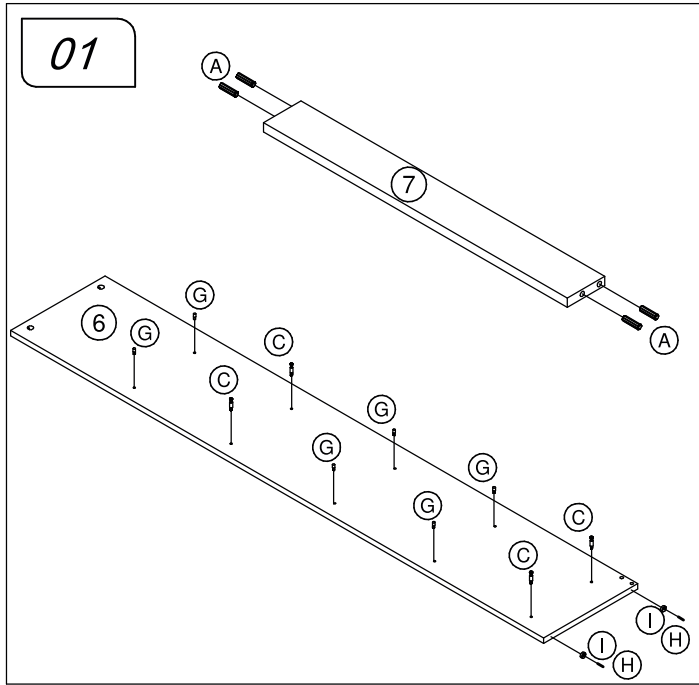
A	Cavilha 8 x 30mm	04
B	3,5 x 14mm CF	20
C	34 x 7mm Parafuso Minifix	12
D	15 x 12mm Tambor Minifix	12
E	7 x 5 x 14mm Malhete	04
F	22 x 17 x 12mm Suporte Angular	10
G	14 x 8 x 5mm Suporte de Prateleira	12
H	22 x 3mm Prego 10 x 10	45
I	14 x 4mm Sapata Deslizadora	04
J	1609mm Perfil I	01
K	Tapa Furo	04



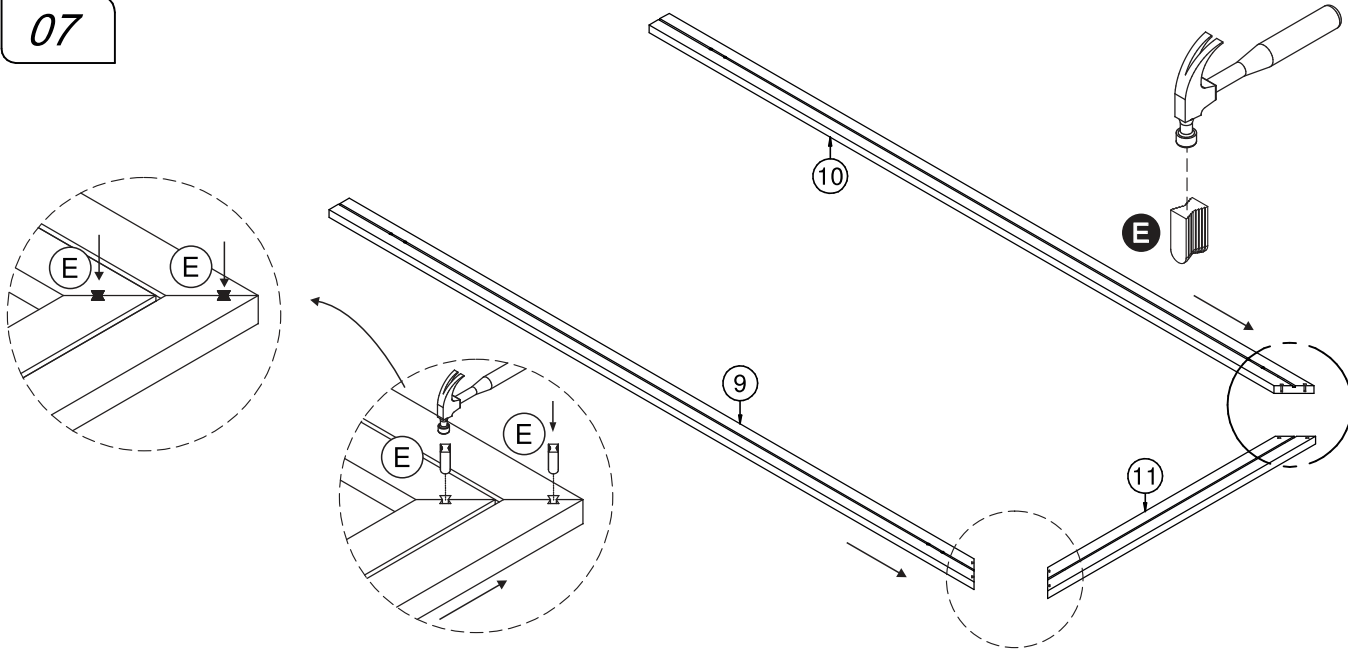
### Ferramentas | Tools | Herramientas



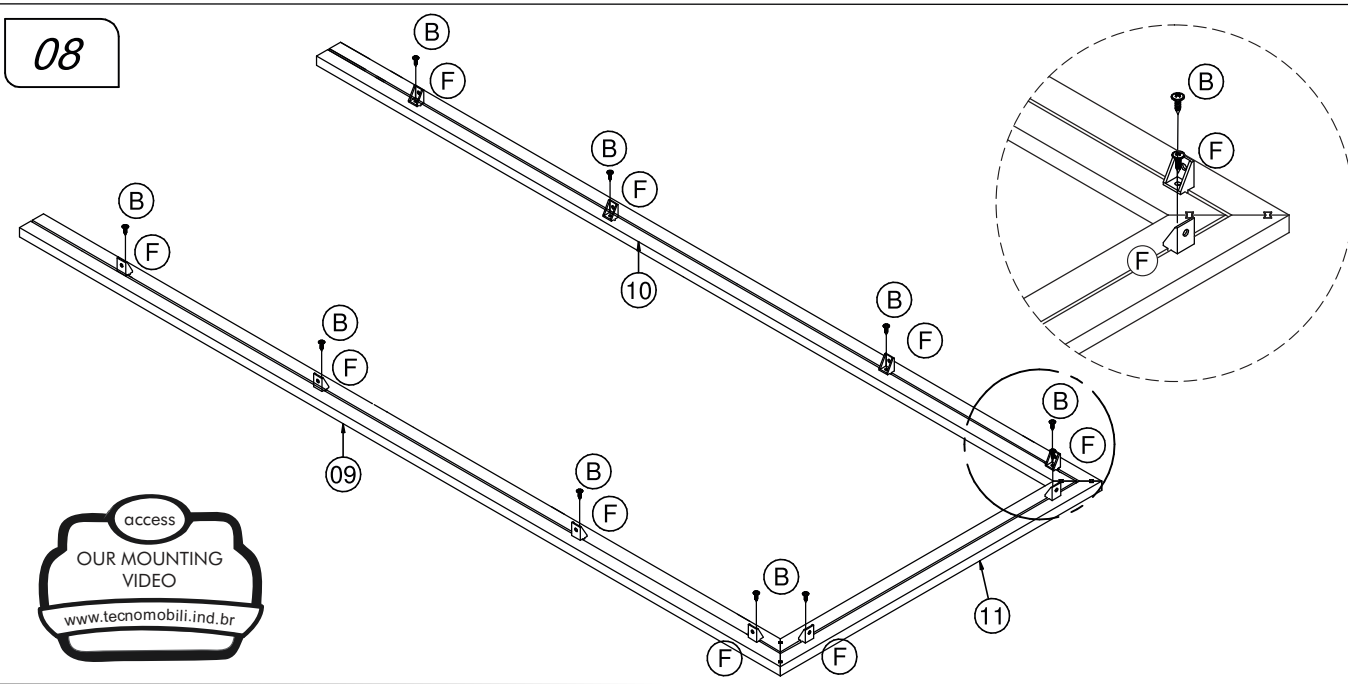
30 min.



07



08



09

