

ME-4148



Instruções de Montagem Assembly Instructions Instrucciones de Armado

Acces VÍdeos de Montagens
Access Mounting Videos
Acceder a los Vídeos de Montaje
www.tecnomobili.ind.br

tecnomobili

Estrada RSC 453, Km s/n° | Garibaldi | RS
CEP: 95720-000 | Fone / Fax: 54.3464.2050

sac@moveisvideira.com.br

Lista de Peças / List of pieces / Lista de piezas

CóD	DESCRIÇÃO	DESCRIPTION	DESCRIPCION	QTD	RAW MATERIAL	DIMENSION	CÓD
01	Base	Base	Base	1	MDP 15mm	488x145x15	104148
02	Lateral de Gaveta	Side Drawer	Lateral de Cajón	6	MDP 15mm	360x75x15	304148
03	Frente Gaveta Maior	Larger Front Drawer	Delante de Cajón Mayor	1	MDP 15mm	487x313x15	84148
04	Pilastra	Pillar	Pilastra	2	MDP 15mm	542x45x15	604148
05	Lateral Direita	Right Side	Lateral Derecha	1	MDP 15mm	543x395x15	314148
06	Frente Gaveta	Front Drawer	Delante de Cajón	1	MDP 15mm	487x118x15	74148
07	Frente Gaveta Chave	Front Drawer Key	Delante de Cajón llave	1	MDP 15mm	487x118x15	94148
08	Lateral Esquerda	Left Side	Lateral Izquierda	1	MDP 15mm	543x395x15	324148
09	Tampo	Top	Tapa	1	MDP 15mm	488x130x15	704148
10	Costa	Back	Costa	1	MDP 3mm	565x450x3	434148
11	Costa Gaveta	Drawer Back	Costa de Cajón	2	MDP 25mm	403x75x15	404148
12	Costa Gaveta Maior	Drawer Back Larger	Costa de Cajón	1	MDP 15mm	403x293x15	414148
13	Fundo de Gaveta	Drawer Botton	Fondo de Cajón	3	MDP 3mm	380x369x3	424148

Notas Especiais:

01 -Examine completamente todas as peças do móvel antes de começar o trabalho.

02 -Recomenda-se montar o móvel conforme este Manual de Montagem.

03 -É de responsabilidade do montador seguir as instruções do Manual de Montagem, que são fundamentais para garantir a estrutura do móvel.

04 -Para limpeza, utilizar somente pano úmido e sabão neutro.

Special notes:

01 -Check all parts of the unit thoroughly before starting work.

02 -It is recommended to assemble the furniture according to this Installation Manual.

03 -It is the responsibility of the assembler to follow the instructions in the Assembly Manual, which are essential to ensure the structure of the furniture.

04 -For cleaning use only damp cloth and neutral soap.

Notas especiales:

01 -Examine completamente todas las piezas del mueble antes de iniciar el trabajo.

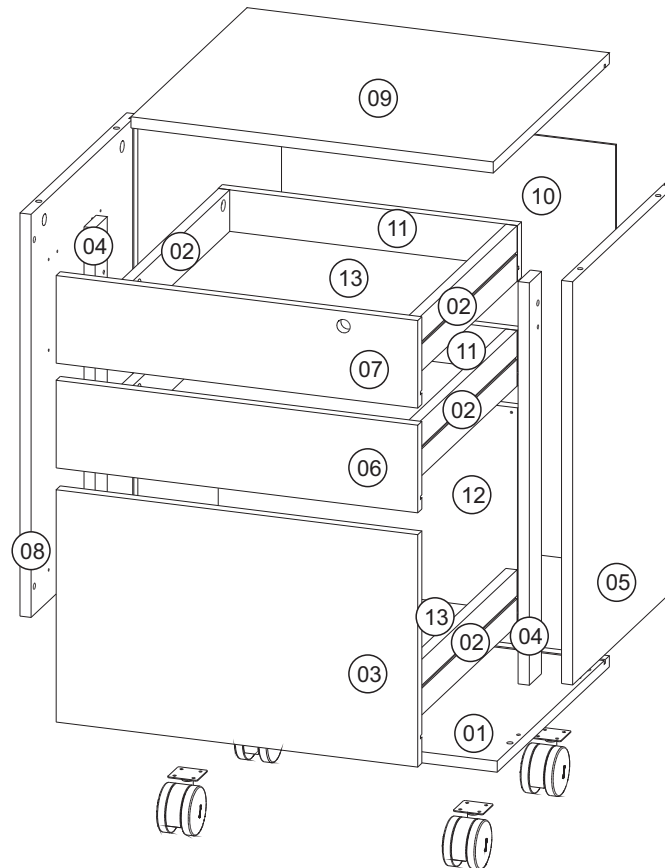
02 -Se recomienda montar el mueble conforme el Manual de Ensamblaje.


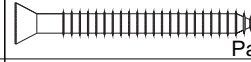




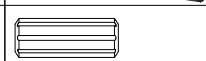
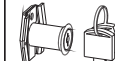





03 -Es de responsabilidad del montador seguir las instrucciones del Manual de Ensamblaje, que son fundamentales para garantizar la estructura del mueble.

04 -Para limpieza solamente usar trapo húmedo y jabón neutro.

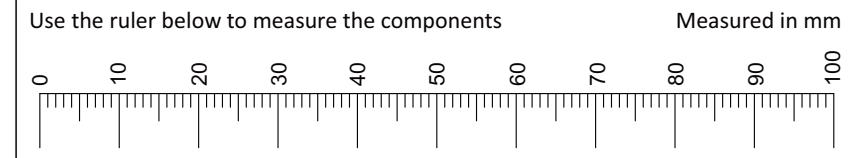
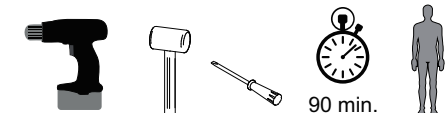
Guarante certificate:

The guarantee of products manufactured by Móveis Videira LTDA covers any defects / manufacturing defects, within the period established by the Consumer Protection Code, in its Article 26, II, which provides for a legal guarantee of ninety (90) days.



REF	DESCRIÇÃO	QTD	CÓD
A	 Cavilha 8 x 30mm	16	2806
B	 Parafuso 3,5x40cc	04	6526
C	 Parafuso 3,5x16 CC	70	8026
D	 3x25 CC	04	9423
E	 34 x 7mm Parafuso Minifix	16	3771
F	 15 x 12mm Tambor Minifix	16	9516
G	 350 mm Corrediça Telescópica	03	1421
H	 Cavilha 8 x 20mm	04	6521
I	 Fechadura	01	5474
J	 15x45x20 mm Distanciador de corrediça	12	6522
K	 70x60x36mm PRETO Rodízios	04	8050
L	 360x35x4mm Aramado	02	9447
M	 Distânciador	01	6516

Ferramentas | Tools | Herramientas



Revisão: 01
Data: 18/02/2020

01

