

# PU-2051



## Instruções de Montagem Assembly Instructions Instrucciones de Armado

Acesse Vídeos de Montagens  
Access Mounting Videos  
Acceder a los Vídeos de Montaje  
[www.tecnomobili.ind.br](http://www.tecnomobili.ind.br)

**tecnomobili**

Estrada RSC 453, Km s/n° | Garibaldi | RS  
CEP: 95720-000 | Fone / Fax: 54.3464.2050  
sac@moveisvideira.com.br

### Notas Especiais:

**01** - Examine completamente todas as peças do móvel antes de começar o trabalho.

**02** - Recomenda-se montar o móvel conforme este Manual de Montagem.

**03** - É de responsabilidade do montador seguir as instruções do Manual de Montagem, que são fundamentais para garantir a estrutura do móvel.

**04** - Para limpeza, utilizar somente pano úmido e sabão neutro.

### Special notes:

**01** - Check all parts of the unit thoroughly before starting work.

**02** - It is recommended to assemble the furniture according to this Installation Manual.

**03** - It is the responsibility of the assembler to follow the instructions in the Assembly Manual, which are essential to ensure the structure of the furniture.

**04** - For cleaning use only damp cloth and neutral soap.

### Notas especiales:

**01** - Examine completamente todas las piezas del mueble antes de iniciar el trabajo.

**02** - Se recomienda montar el mueble conforme el Manual de Ensamblaje.

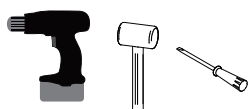
**03** - Es de responsabilidad del montador seguir las instrucciones del Manual de Ensamblaje, que son fundamentales para garantizar la estructura del mueble.

**04** - Para limpieza solamente usar trapo húmedo y jabón neutro.

### Guarante certificate:

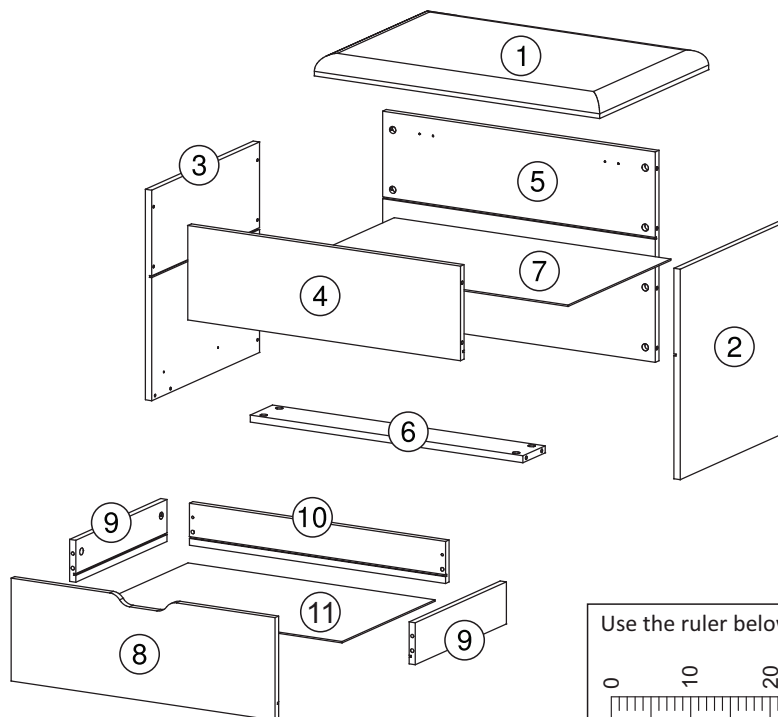
The guarantee of products manufactured by Móveis Videira LTDA covers any defects / manufacturing defects, within the period established by the Consumer Protection Code, in its Article 26, II, which provides for a legal guarantee of ninety (90) days.





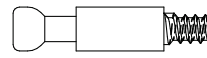


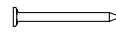
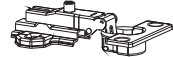

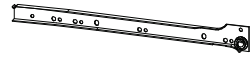
### Ferramentas | Tools | Herramientas

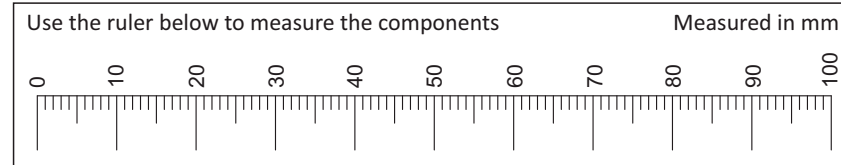


### Lista de Peças / List of pieces / Lista de piezas

CÓD	DESCRIÇÃO	DESCRIPTION	DESCRIPCIÓN	QTD	RAW MATERIAL	DIMENSION	CÓD
01	Assento Estofado	Upholstered Seat	Asiento Tapizado	1	MDP 15mm (2x)	680x450x30	702051
02	Lateral Direita	Right Side	Lateral Derecha	1	MDP 15mm	450x445x15	312051
03	Lateral Esquerda	Left Side	Lateral Izquierda	1	MDP 15mm	450x445x15	322051
04	Frente Fixa	Fixed Front	Frente Fija	1	MDP 15mm	202x650x15	92051
05	Costa Fixa	Fixed Back	Costa Fija	1	MDP 15mm	450x650x15	442051
06	Montante Dianteiro	Front Mount	Importe Delantero	1	MDP 15mm	650x92x15	812051
07	Costa Superior	Upper Back	Costa Superior	1	Chapa Dura 3mm	659x423x3	422051
08	Frente Gaveta	Front Drawer	Frente Cajón	1	MDP 15mm	225x644x15	82051
09	Lateral Gaveta	Side Drawer	Lateral Cajón	2	MDP 15mm	92x385x15	302051
10	Costa Gaveta	Back Drawer	Costa Cajón	1	MDP 15mm	92x625x15	432051
11	Fundo Gaveta	Bottom Drawer	Fondo Cajón	1	Chapa Dura 3mm	603x393x3	412051



REF	DESCRIÇÃO	QTDCÓD
A	 Cavilha 8 x 30mm	04 2806
B	 4,0 x 16mm CC	24 3318
C	 3,5 x 20mm CC	04 5044
D	 325 x 48 x 17mm Articulador cl/ Trava Esquerdo	01 8084
E	 34 x 7mm Parafuso Minifix	20 3771
F	 15 x 12mm Tambor Minifix	20 9516
G	 14 x 4mm Sapata Deslizadora	04 8112
H	 22 x 3mm Prego 10 x 10	04 3051
I	 Dobradiça Reta Calço nº 1	02 3614
J	 15 x 13 x 13mm Cantoneira Triangular	04 3770
K	 Corrediça 400mm	01 8106



Revisão: 05  
Data: 20/05/2021

